


SCRAM



Review the "Gold-to-Silver Rule" on Page 3 before playing!


Players: 2-6




Playing Tokens: None

Objective: "GET OUTTA HERE!" Play all the cards in your hand "and SCRAM!"

How to Play:

- 1) Thoroughly shuffle the Betski™ deck.
- 2) First, place down a **single card** in the center of the table. This is the card will be referred to as the "**Center Card**", in which all following cards will be placed on top of.
 - a. The **Gold Numbers** of the cards in each player's hand will be placed on top of the **Silver Number of the Center Card**. Refer to Page 3 for additional instructions on how to make proper Gold-to-Silver Rule card placements.
- 3) Next, each player draws three cards from the deck.
- 4) Players must choose who will make the first move (the oldest, youngest, whoever loves Betski™ more, etc.).
- 5) Once the turn order has been decided, flip the **Center Card** over.
- 6) Players should then examine their cards to see which **Gold Numbers** in their hand, if any, can go on top of the **Silver Number of the Center Card**.
- 7) **If a player is able to make a play during their turn**, they are free to play as many of their cards as they possibly can in a row. Once a player is no longer able to place down another card, it is the next player's turn.
 - a. **E.g.**, The Center Card is a SILVER 5, and you have a GOLD 5 in hand, so you place this card on top of the Center Card. The card that you have just placed down is now the new Center Card, which has a SILVER 8. You have a GOLD 9 in your hand as well, so you make another play during the same turn. You repeat this process until you cannot make another move, then switch turns.
- 8) **If a player is unable to make a play**, they must draw more cards from the Betski™ deck until they get a Gold Number that can be played on the Center Card's Silver Number. Once this player has drawn a playable card, **they are then allowed to play this card, and all other viable cards in their hand** (as described in Step 7).








9) The first player to play all their cards and have an empty hand **wins!**

- a. *Note: If the first player is able to place all three cards on the Center Card on **their first turn**, the next player is allowed a “Rebuttal” turn, in which they can see if they are able to play all their remaining cards as well. If they are, the game is a tie.*

10) If the drawable cards from Betski™ deck runs out before a player is able to get rid of all of their cards in hand, players must set aside the Center Card at the top of the stack (the current center card) and shuffle the rest of stack. This will replenish the deck of drawable cards and players may resume playing with the same Center Card.





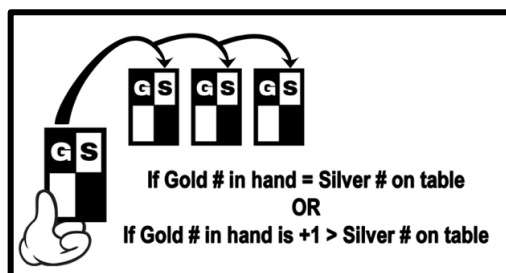
BETSKI CARD BASICS

- There are 49 individual cards in every Betski™ deck.
- Each deck contains every possible combination of “Gold & Silver” numbers 3 through 9.
- Looking at the **top** of each card, players will see a **GOLD NUMBER (Left)** and a **SILVER NUMBER (Right)**.
 - For improved player visibility, each card has an identical top and bottom set of numbers.

GOLD-TO-SILVER RULE:

This rule will be applicable to all Original Betski™ games unless stated otherwise in the individual game instructions.

- **GOLD NUMBERS (left)** are to **ONLY** be used (played) **while being held in the player’s hand**.
- **SILVER NUMBERS (right)** are to **ONLY** be used (played on) once a card has **been placed on the table**.
- **GOLD NUMBERS** that are **EQUAL TO, OR ONE NUMBER HIGHER THAN** the **SILVER NUMBERS** of cards on the table **can be placed on top of the viable card(s) on the table**.
- **Examples of Viable Card placements:**
 - If a **GOLD number 5** is in the player’s hand, they can place the card on top of a **SILVER 5 OR a SILVER 4** card located on the table.
 - If the player is holding a **GOLD number 7**, they can place the card on top of a **SILVER 7 OR a SILVER 6** card located on the table.



- **IMPORTANT:** This system applies to all other numbers **EXCEPT** for a **GOLD 3**, which can be placed on top of a **SILVER 9 OR a SILVER 3**.
 - Players must **NEVER** place a **GOLD 9** on a **SILVER 3**.
- If a player **cannot** make a move using the Gold-to-Silver Rule, follow the instructions of the game you are playing for the next step(s).
- For more game info and video walkthroughs, go to betskigame.com/howtoplay

